

Performance Bulletin

150hp / Buster XXL




ENGINE

| | | |
|------------------------|---------------------------|----------|
| Horsepower | 150 hp | 110.3 kw |
| Type & Displacement | EFI | 2670 cc |
| Configuration | 4 in-line, 16-valve, DOHC | |
| Weight | 220.0 kg | |
| Gear Ratio | 2.00 | |
| Mounting Hole Position | 18 mm | #2 |

PROPELLER

| | | |
|------------------|-----------------|--|
| Series | Reliance | |
| Diameter / Pitch | 13 3/4 x 19 | |
| Part No. | 68F-45974-20-00 | |



BOAT SPECIFICATIONS

| | |
|----------------------------|---------|
| Length | 6.25 m |
| Beam | 2.20 m |
| Dry Weight | 840 kg |
| Max HP | 150 hp |
| Fuel Capacity | 160 l |
| Weight as Tested (approx.) | 1310 kg |

TEST PERFORMANCE SUMMARY

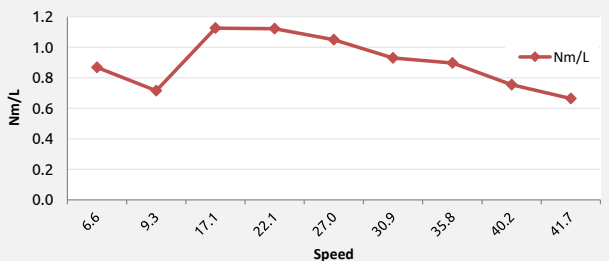
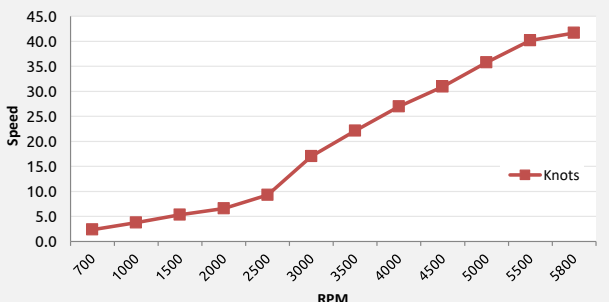
| | | |
|---------------------------------------|----------|--------|
| Max Average Speed | 42 kn | |
| Best Cruising Nm/L | 1.1 nm/l | |
| Range (95% fuel capacity & best Nm/L) | 171 nm | |
| Acceleration time | 7.7 sec | 0-25kn |
| | 10.1 sec | 0-30kn |

Comment: Tested weight includes 1/2 tank of fuel, 1 battery, safety and test gear

PERFORMANCE DATA

| RPM | 700 | 1000 | 1500 | 2000 | 2500 | 3000 | 3500 | 4000 | 4500 | 5000 | 5500 | 5800 |
|--------------|-----|------|------|------|------|-------------|------|------|------|------|------|-------------|
| Knots | 2.4 | 3.8 | 5.4 | 6.6 | 9.3 | 17.1 | 22.1 | 27.0 | 30.9 | 35.8 | 40.2 | 41.7 |
| L/Nm | 0.8 | 0.8 | 0.9 | 1.2 | 1.4 | 0.9 | 0.9 | 1.0 | 1.1 | 1.1 | 1.3 | 1.5 |
| Nm/L | 1.3 | 1.3 | 1.1 | 0.9 | 0.7 | 1.1 | 1.1 | 1.0 | 0.9 | 0.9 | 0.8 | 0.7 |

FIGURES IN BOLD SHOW OPTIMUM CRUISING AND MAX SPEED



TEST CONDITIONS: Air Temp. 7 Water Temp. 11 Wind Velocity 3 m/s Type of water: Brakish Water

Buster[®]

www.buster.fi



Notice to Consumer: The information and data contained in this Performance Bulletin is approximate and subject to many different factors and variables. It is provided as a guideline only and should not be relied upon as representative of actual performance. Your boat's performance may be different than the information contained in this Performance Bulletin due to various factors, including your boat's actual weight, wind and water conditions, temperature, humidity, elevation, bottom paint, boat options affecting wind/water drag and/or boat weight, and operator ability. Please confirm the specifications and performance data on your specific boat/engine combination with your dealer prior to purchase. Yamaha reserves the right to change the specifications and performance data of this Performance Bulletin or engine without notice. This document contains many of Yamaha's valuable trademarks. It may also contain trademarks belonging to other companies. Any references to other companies or their products are for identification purposes only, and are not intended to be an endorsement. © 2016 Yamaha Motor Europe NV. All rights reserved.